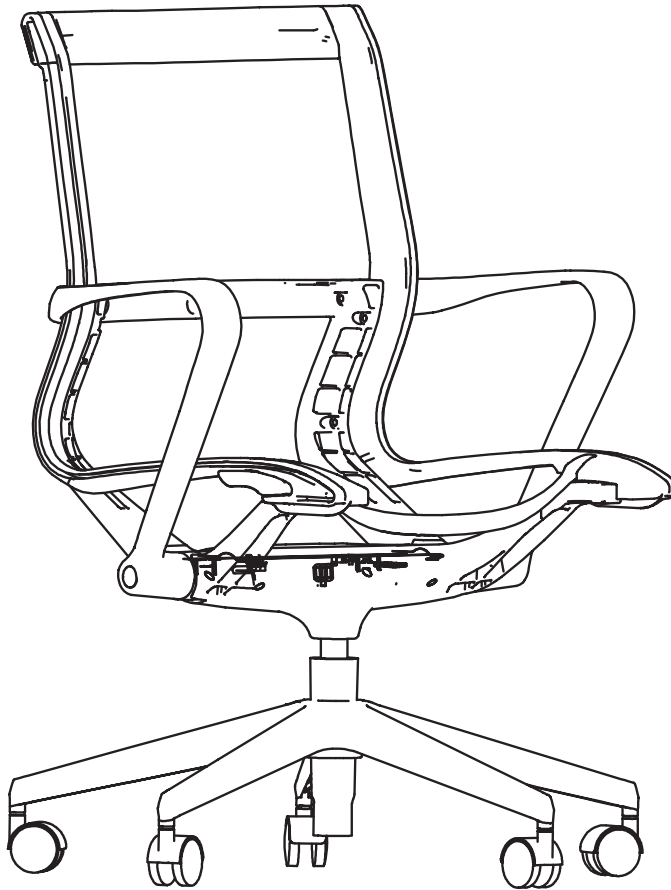




SCAN HERE
to see additional
information and
product videos



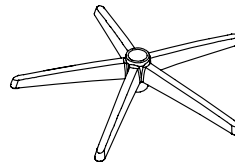
Tools Required

No additional tools required.

Parts Included



A x 1
Seat/Back/Frame



B x 1
Base



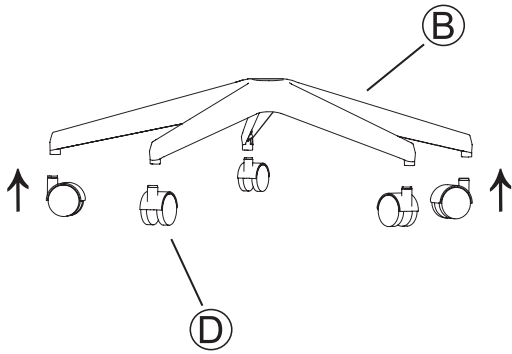
C x 1
Gaslift



D x 5
Casters

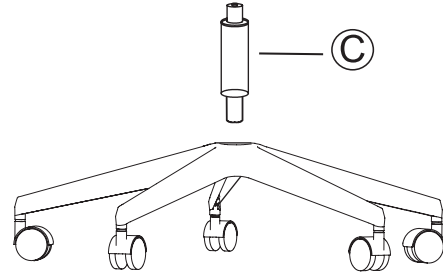
Step 1

Turn star base upside down. Press casters (D) into holes.



Step 2

Turn base upright and insert gas lift (C).



Step 3

Attach assembled chair to base (B). Press down firmly to attach.

